

# Diamond Princess<sup>®</sup>

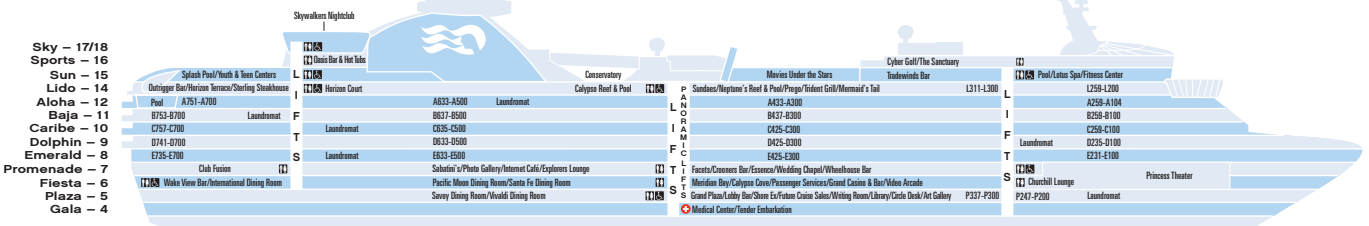
Passenger Capacity: 2,670

Length: 952 ft

Gross Tonnage: 115,875

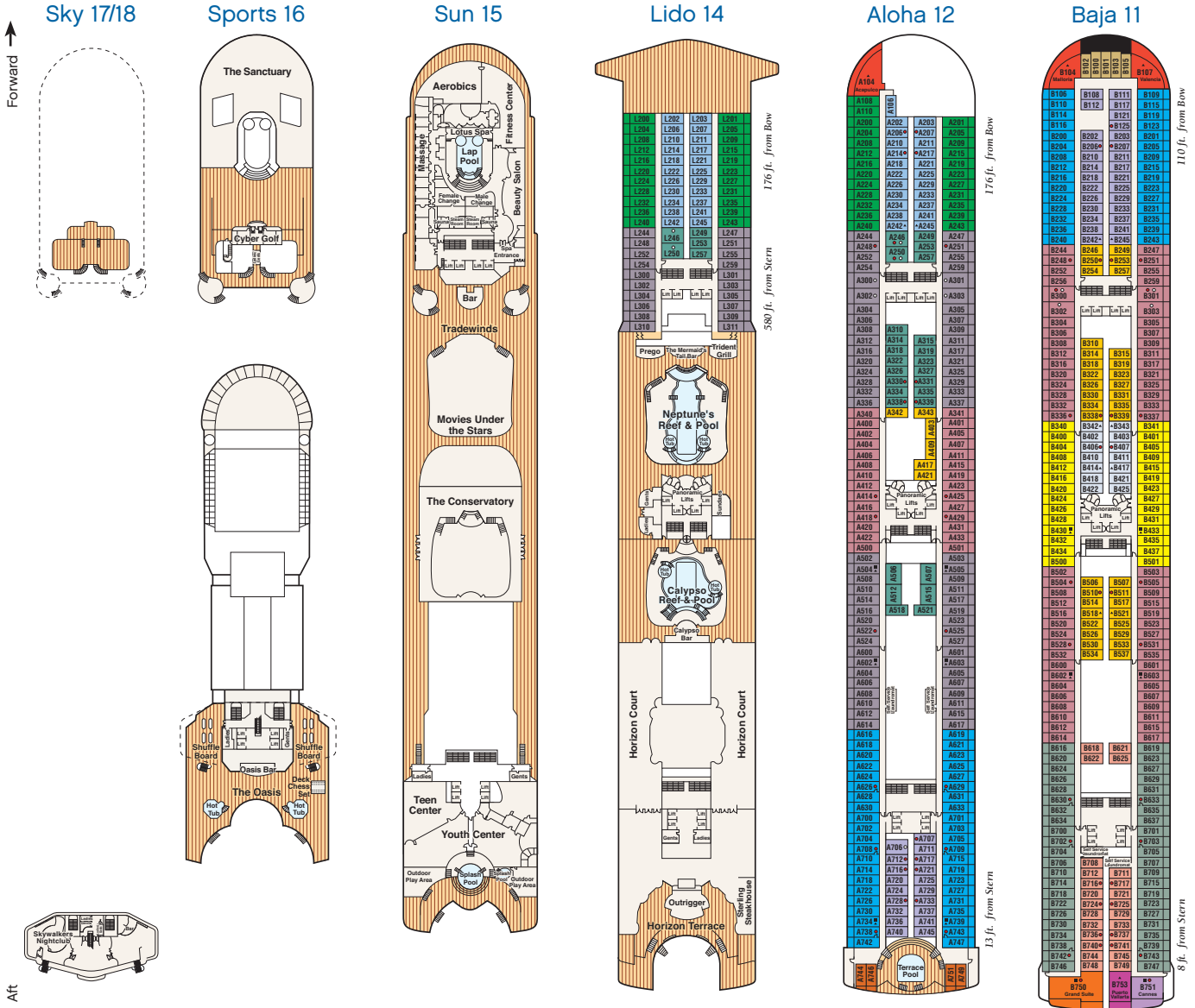
Inaugural Cruise: March 13, 2004

Christened by: Yoshiko Tsukuda, (wife of Kazuo Tsukuda, president of Mitsubishi Heavy Industries)



← Aft

Forward →



Aft



For detailed deck plans & virtual tours, visit: [princess.com/ships](http://princess.com/ships)

# Stateroom Description

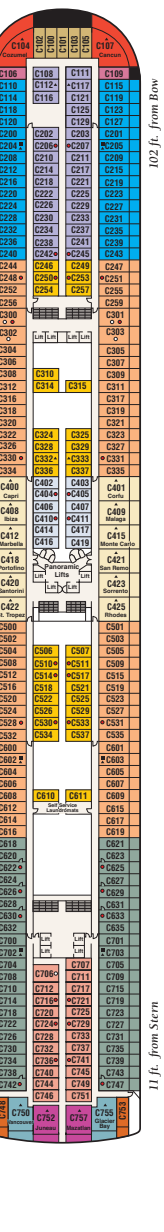
- S1** BAJA: Grand suite with balcony
- S2** BAJA: Owner's suite with balcony
- S3** BAJA, CARIBE Penthouse suite with balcony
- S4** CARIBE: Penthouse suite with balcony
- S5** ALOHA, BAJA, CARIBE: Premium suite with balcony
- S6** CARIBE, DOLPHIN, EMERALD: Vista suite with balcony
- S8** DOLPHIN: Family suite interconnecting staterooms with balcony
- MA** DOLPHIN: Mini-suite with balcony
- MB** DOLPHIN: Mini-suite with balcony
- MD** DOLPHIN: Mini-suite with balcony
- ME** DOLPHIN, EMERALD: Mini-suite with balcony
- B2** CARIBE: Premium balcony two lower beds

- S4** ALOHA, CARIBE, DOLPHIN, EMERALD: Premium balcony two lower beds
- BA** BAJA: Balcony two lower beds
- BB** ALOHA, BAJA: Balcony two lower beds
- BC** LIDO, ALOHA: Balcony two lower beds
- BD** BAJA, CARIBE: Balcony two lower beds
- BE** ALOHA, BAJA, CARIBE: Balcony two lower beds
- BF** LIDO, ALOHA: Balcony two lower beds
- OS** BAJA, CARIBE: Premium oceanview two lower beds
- OC** PLAZA: Oceanview two lower beds
- OF** EMERALD, PLAZA: Oceanview two lower beds
- OV** EMERALD: Oceanview two lower beds (obstructed view)

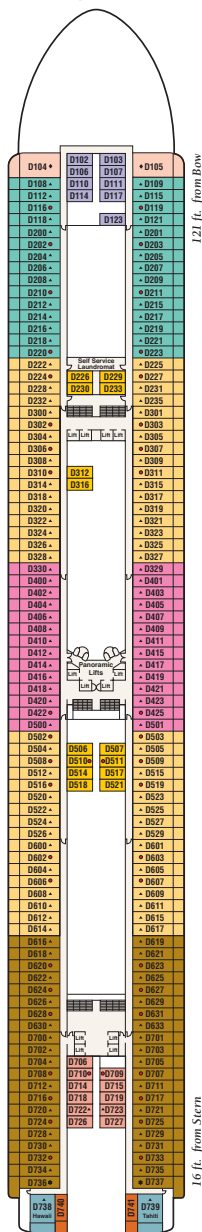
- OW** EMERALD: Oceanview two lower beds (obstructed view)
- OY** CARIBE, EMERALD: Oceanview two lower beds (obstructed view)
- OZ** EMERALD: Oceanview two lower beds (obstructed view)
- IA** BAJA, CARIBE: Interior two lower beds
- IB** ALOHA, BAJA, CARIBE, DOLPHIN: Interior two lower beds
- IC** LIDO, ALOHA, EMERALD, PLAZA: Interior two lower beds
- ID** BAJA, CARIBE, DOLPHIN: Interior two lower beds
- IE** ALOHA, BAJA, CARIBE, DOLPHIN, EMERALD: Interior two lower beds
- IF** LIDO, RIVIERA, EMERALD, PLAZA: Interior two lower beds

- Family suites D104/D100 and D105/D101: Interconnecting staterooms with private balcony; accommodates up to six persons (D100 and D101 not shown separately)
  - Will accommodate third and fourth person
  - Will accommodate third person
  - Wheelchair-accessible stateroom
  - \* Two lower beds not convertible to queen; shower only
  - Will accommodate a rollaway
- Note: Some areas of the ship are not accessible to wheelchairs and scooters. Distances shown are from the bow (forward) to stern (aft) to the nearest stateroom. Stateroom views are considered unobstructed unless noted otherwise. Obstructions do not include certain nautical items like handrails, dividers or ship hardware. For balcony staterooms, the view is determined from the perspective of the balcony railing. Balconies may have either solid steel or toughened glass railing. Call 1-800-PRINCESS for more information.

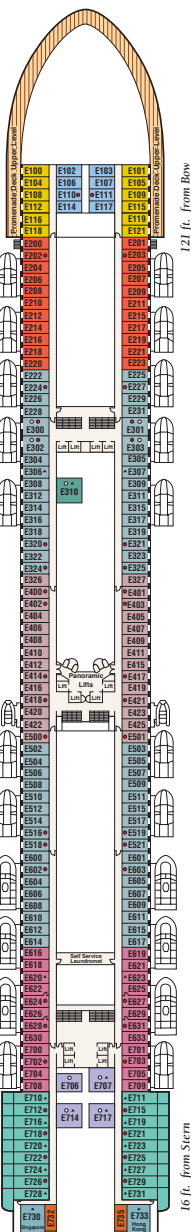
## Caribe 10



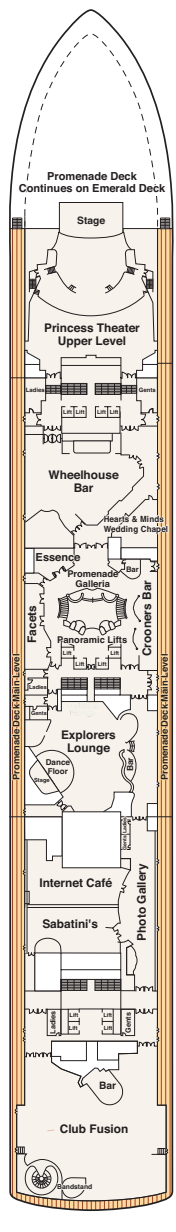
## Dolphin 9



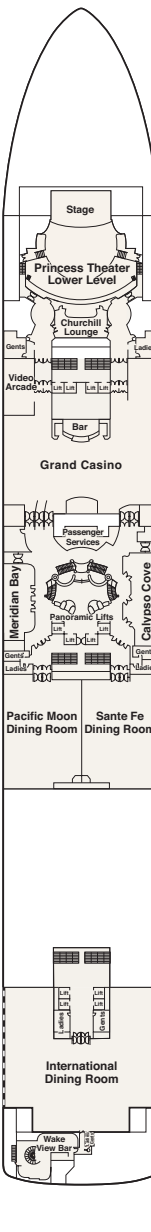
## Emerald 8



## Promenade 7



## Fiesta 6



## Plaza 5

